


SHADE

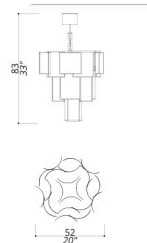


1411-GG-08

CHANDELIER

6 LAYERS SUSPENSION.
50 CENTIMETRES OF CHAIN INCLUDED.
STRUCTURE, CONNECTION BOX, FRAMINGS
AND DETAILS IN F_15 (SATIN GOLD FINISH).

28 LIGHTS
TYPE G9 LED



1412-GG-08

PENDANT

STRUCTURE, CONNECTION BOX, FRAMINGS
AND DETAILS IN F_15 (SATIN GOLD FINISH).

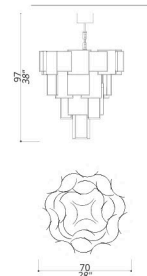
5 LIGHTS
TYPE G9 LED

1412-NN-35

PENDANT

STRUCTURE, CONNECTION BOX,
FRAMINGS AND DETAILS IN F_31
(POLISHED NICKEL FINISH).

5 LIGHTS
TYPE G9 LED

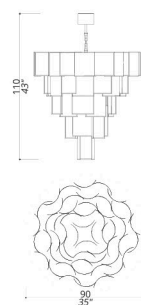


1413-GG-08

CHANDELIER

4 LAYERS SUSPENSION.
50 CENTIMETRES OF CHAIN INCLUDED.
STRUCTURE, CONNECTION BOX, FRAMINGS
AND DETAILS IN F_15 (SATIN GOLD FINISH).

12 LIGHTS
TYPE G9 LED

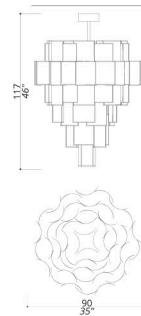


1414-GG-08

CHANDELIER

5 LAYERS SUSPENSION.
50 CENTIMETRES OF CHAIN INCLUDED.
STRUCTURE, CONNECTION BOX, FRAMINGS
AND DETAILS IN F_15 (SATIN GOLD FINISH).

21 LIGHTS
TYPE G9 LED

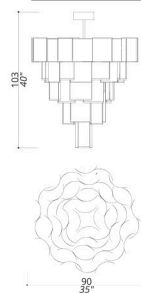


1450-GG-08

CEILING LAMP

6 LAYERS SUSPENSION.
STRUCTURE, CONNECTION BOX, FRAMINGS
AND DETAILS IN F_15 (SATIN GOLD FINISH).

28 LIGHTS
TYPE G9 LED



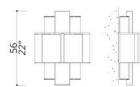
1451-GG-08

CEILING LAMP

5 LAYERS SUSPENSION.
STRUCTURE, CONNECTION BOX, FRAMINGS
AND DETAILS IN F_15 (SATIN GOLD FINISH).

21 LIGHTS
TYPE G9 LED

SHADE



1422-GG-08

WALL LAMP

STRUCTURE, CONNECTION BOX, FRAMINGS
AND DETAILS IN F_15 (SATIN GOLD FINISH).

4 LIGHTS
TYPE G9 LED

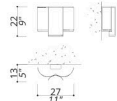


1423-GG-08

WALL LAMP

STRUCTURE, CONNECTION BOX, FRAMINGS
AND DETAILS IN F_15 (SATIN GOLD FINISH).

3 LIGHTS
TYPE G9 LED

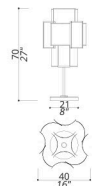


1431-GG-08

TABLE LAMP

STRUCTURE, CONNECTION BOX, FRAMINGS
AND DETAILS IN F_15 (SATIN GOLD FINISH).

8 LIGHTS
TYPE G9 LED

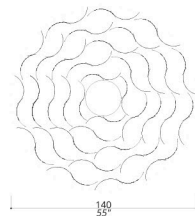
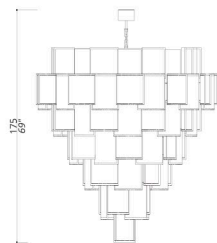


1442-GG-08

FLOOR LAMP

STRUCTURE, CONNECTION BOX, FRAMINGS
AND DETAILS IN F_15 (SATIN GOLD FINISH).

8 LIGHTS
TYPE G9 LED



1415-GG-08

MAXI
CHANDELIER

7 LAYERS SUSPENSION.
50 CENTIMETRES OF CHAIN INCLUDED.
STRUCTURE, CONNECTION BOX, FRAMINGS
AND DETAILS IN F_15 (SATIN GOLD FINISH).

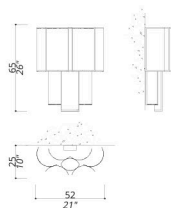
41 LIGHTS
TYPE G9 LED

1415-NN-22

MAXI
CHANDELIER

STRUCTURE, CONNECTION BOX,
FRAMINGS AND DETAILS IN F_31
(POLISHED NICKEL FINISH).

41 LIGHTS
TYPE G9 LED



1421-GG-08

MAXI WALL
LAMP

STRUCTURE, CONNECTION BOX, FRAMINGS
AND DETAILS IN F_15 (SATIN GOLD FINISH).

8 LIGHTS
TYPE G9 LED

1421-NN-22

MAXI WALL
LAMP

STRUCTURE, CONNECTION BOX,
FRAMINGS AND DETAILS IN F_31
(POLISHED NICKEL FINISH).

8 LIGHTS
TYPE G9 LED